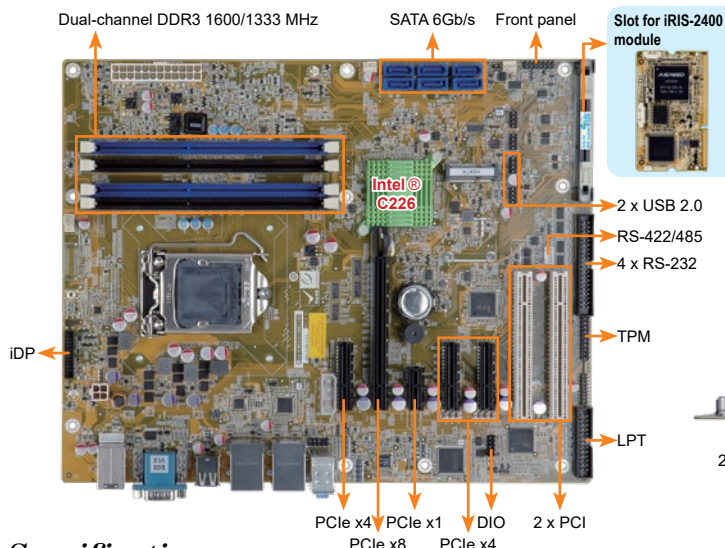



# IMBA-C2260-i2-R11

ATX motherboard supports 22nm LGA1150 Intel® Xeon E3, Core™ i3, Pentium® and Celeron®, DDR3, VGA, dual Intel® PCIe GbE, USB 3.2 Gen 1 (5Gb/s), SATA 6Gb/s, iRIS-2400 and RoHS

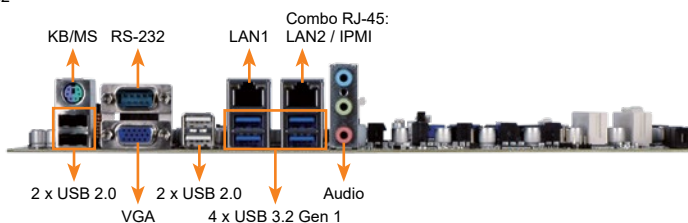


## Fully Jumper-less Support

NO jumper pin header



Jumper setting via BIOS menu



## Specifications

- ◆ CPU  
LGA1150 Intel® Xeon® E3, Core™ i3, Pentium® or Celeron® processor supported
- ◆ Chipset  
Intel® C226
- ◆ Memory  
Four 240-pin 1600/1333 MHz dual-channel DDR3 & DDR3L SDRAM ECC and non-ECC unbuffered DIMMs support up to 32 GB
- ◆ BIOS  
UEFI BIOS
- ◆ Ethernet  
LAN1: Intel® I217LM with Intel® AMT 9.0 support  
LAN2: Intel® I210-AT PCIe controller with NCSI support
- ◆ Graphics Engine  
Intel® HD Graphics Gen 7.5 supports DX11.1 and OpenCL 1.2, OpenGL 3.2  
Full MPEG2, VC1, AVC Decode
- ◆ Display Output  
Triple independent display  
1 x VGA (up to 1920x1200@60 Hz)  
1 x iDP interface for HDMI, LVDS, VGA, DVI, DP (up to 3840x2160@60 Hz)
- ◆ Audio  
Realtek ALC662 HD codec supports 5.1-channel  
3 x Audio jacks (line-out, line-in, mic-in) on rear IO  
1 x Front audio (2x5 pin)
- ◆ External I/O Interface  
1 x KB/MS 4 x USB 2.0  
1 x RS-232 4 x USB 3.2 Gen 1 (5Gb/s)
- ◆ Internal I/O Interface  
1 x KB/MS (1x6 pin) 1 x RS-422/485 (1x4 pin, P=2.0)  
1 x LPT (2x13 pin, P=2.54) 4 x RS-232 (2x20 pin, P=2.54)  
1 x mSATA (colay SATA 6) 4 x USB 2.0 (2x4 pin, P=2.54)  
6 x SATA 6Gb/s (RAID 0/1/5/10 supported)
- ◆ Front Panel  
1 x Front panel (2x7 pin, power LED, HDD LED, speaker, power button, reset button)
- ◆ LAN LED  
2 x LAN LED (1x2 pin)
- ◆ TPM  
1 x TPM (2x10 pin)
- ◆ SMBus  
1 x SMBus (1x4 pin)
- ◆ I<sup>2</sup>C  
1 x I<sup>2</sup>C (1x4 pin)
- ◆ iRIS Remote Management Module: 1 x iRIS-2400 slot
- ◆ Expansion  
1 x PCIe x16 slot  
3 x PCIe x4 slot (support PCIe x1)  
Default setting: 1 x PCIe x8 Gen 3 + 2 x PCIe x4 Gen 3 signal  
Optional setting: 1 x PCIe x16 Gen 3 by BIOS setting  
1 x PCIe x1 slot  
2 x PCI slot
- ◆ Watchdog Timer: Software programmable, support 1~255 sec. system reset
- ◆ Digital I/O: 8-bit digital I/O (2x5 pin)
- ◆ Fan Connector  
1 x CPU fan (1x4 pin) 2 x System fan (1x3 pin)
- ◆ Power Supply: ATX power supply
- ◆ Power Consumption  
3.3V@0.57A, 5V@4.50A, 12V@0.14A, Vcore\_12V@5.20A, 5VSB@0.19A  
(Intel® E3-1240 v3 3.4GHz CPU with 16 GB (4x4 GB) 1333 MHz DDR3 memory)
- ◆ Operating Temperature: -20°C ~ 60°C
- ◆ Storage Temperature: -30°C ~ 70°C
- ◆ Operating Humidity: 5% ~ 95%, non-condensing
- ◆ Dimensions: 244mm x 305mm
- ◆ Weight: GW: 1200g / NW: 700g
- ◆ CE/FCC compliant



## Features

- LGA1150 Intel® Xeon® E3/Core™ i3/Pentium®/Celeron® processor supported
- Dual-channel DDR3 1600/1333 MHz support up to 32 GB
- Intel® PCIe GbE with Intel® AMT 9.0 support
- Support PCI Express generation 3.0 at 8GT/s I/O bandwidth
- USB 3.2 Gen 1 (5Gb/s), SATA 6Gb/s and mSATA supported
- High-speed interface for one PCIe x8 or two PCIe x4 add-on cards
- IEI jumper-less function
- Support IPMI 2.0 via iRIS-2400 module

## Packing List

1 x IMBA-C2260-i2 single board computer	2 x SATA cable
1 x I/O shielding	1 x QIG

## Ordering Information

Part No.	Description
IMBA-C2260-i2-R11	ATX motherboard supports 22nm LGA1150 Intel® Xeon E3, Core™ i3, Pentium® and Celeron® per Intel® C226, DDR3, VGA, Dual Intel® PCIe GbE, HD Audio, four USB 3.2 Gen 1 (5Gb/s), six SATA 6Gb/s, iRIS-2400 and RoHS
iRIS-2400-R10	IPMI 2.0 adapter card with AST2400 BMC chip for DDR3 SO-DIMM socket interface
19800-000049-RS	LPT flat cable, 240mm, P=2.54
19800-000075-RS	PS/2 KB/MS cable with bracket, 220mm, P=2.0
19800-003100-300-RS	Dual port USB cable with bracket, 300mm, P=2.54
19800-010500-200-RS	USB 3.2 Gen 1 (5Gb/s) cable 457mm with bracket
32102-000100-200-RS	SATA power cable, MOLEX 5264-4P to SATA15P
32205-001203-200-RS	RS-232 cable, 40-pin to four DB-9, 400mm, P=2.54
32205-003800-300-RS	RS-422/485 cable, 200mm, P=2.0
CF-115XA-R10	High performance LGA1155/LGA1156 cooler kit, 1U chassis compatible, 73W
CF-115XE-R10	High performance LGA1155/LGA1156 cooler kit, 95W
DP-DP-R10	DisplayPort to DisplayPort converter board (for IEI iDP connector)
DP-DVI-R10	DisplayPort to DVI-D converter board (for IEI iDP connector)
DP-HDMI-R10	DisplayPort to HDMI converter board (for IEI iDP connector)
DP-LVDS-R10	DisplayPort to 24-bit dual-channel LVDS converter board (for IEI iDP connector)
DP-VGA-R10	DisplayPort to VGA converter board (for IEI iDP connector)
TPM-IN01-R20	20-pin Infineon TPM module, software management tool, firmware v3.17