

# PPC2-C10-EHL

## IEI Heavy Industrial Panel PC

Powered by Intel® Elkhart Lake Platform



[www.ieiworld.com](http://www.ieiworld.com)




# PPC2-C10-EHL

Panel PC equips Intel® Celeron® J6412 processor, on-board 8GB memory, HDMI display output, dual 2.5G Ethernet port, one M.2 M key & one M.2 B key expansion slots, 12~24V DC input, anti-glare and anti-UV 10-point touchscreen




## IP2EHL\_XC Expansion Interface

The IP2EHL\_XC connector allows users to flexibly expand functionality such as network, serial ports and CAN to meet various application requirements. (IEI-designed pin definition, supported functions are customized, for models of 10-inch or above)



## M.2 B Key & M.2 M Key

Dual M.2 ultra-high-speed expansion supporting SSD & AI accelerator to enhance efficiency



## Anti-glare and Anti-UV PCAP

With anti-glare and anti-UV coating, the 10-point touchscreen can display clearly without reflection for a long time use in outdoors and bright light environment.



## Support Gloved and Wet Hand Operation

The whole new PCAP screen allows you to accurately manage every step of your operations even with gloves or in wet conditions.



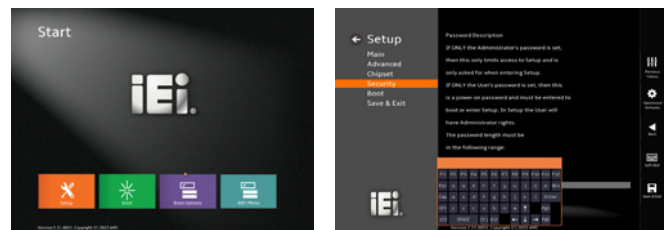
## Newly Designed Panel Mount Kit

The new refined and convenient panel mount kit can be easily fastened by hand, no screwdriver required.

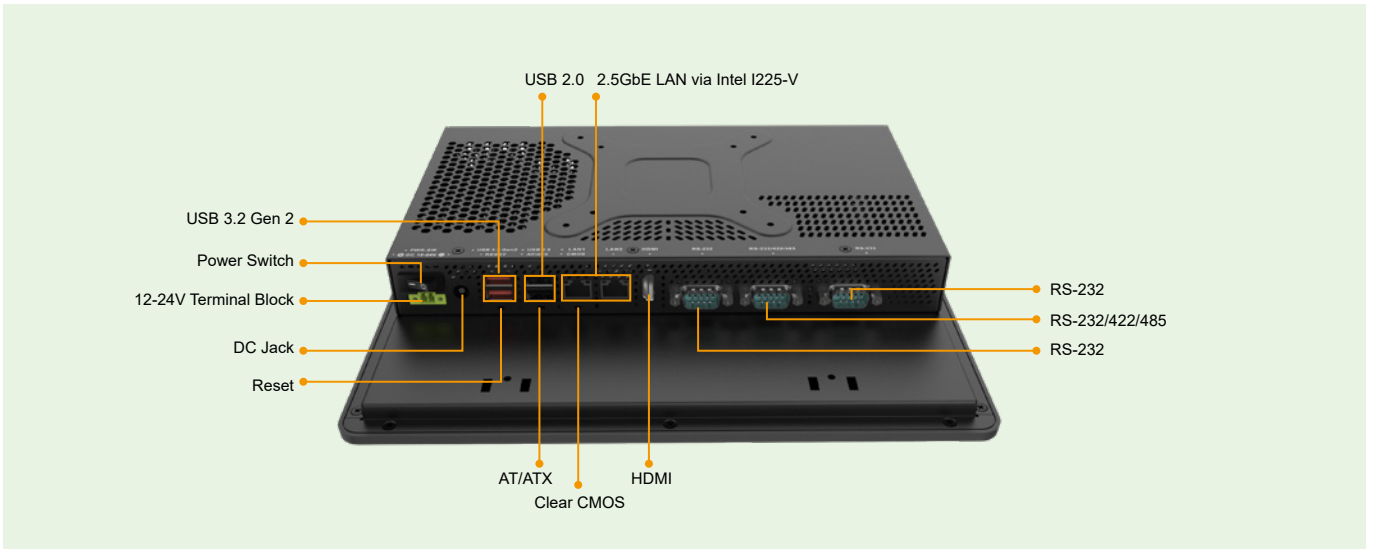


## New Graphical BIOS Interface

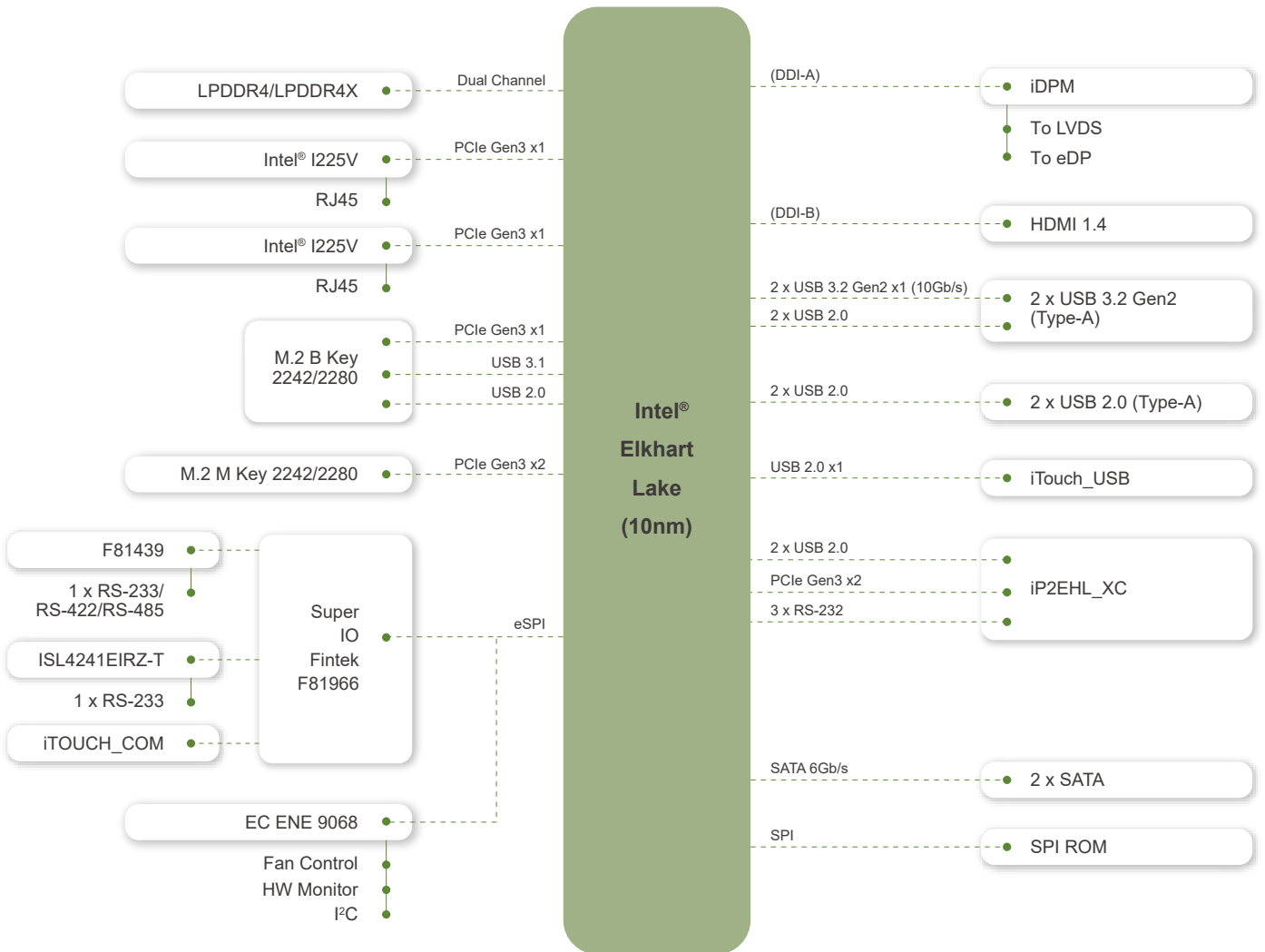
Upgraded with new BIOS interface, which can be navigated with fingers, no keyboard and mouse are required to operate.



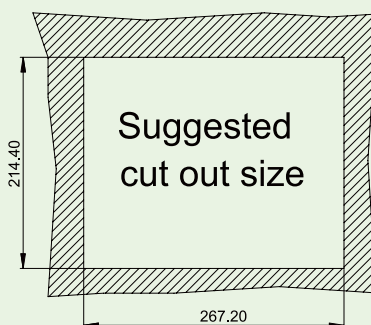
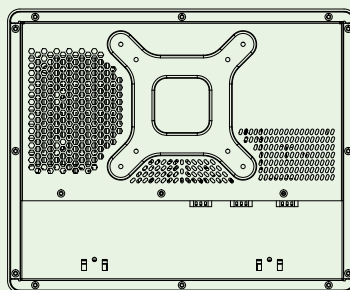
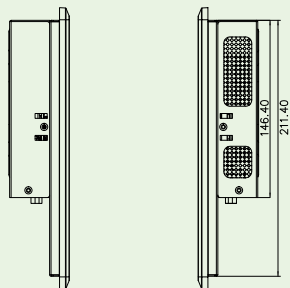
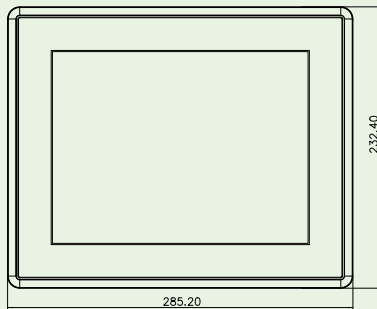
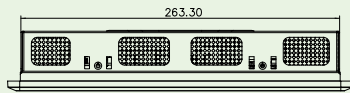
## Fully Integrated I/O



## Block Diagram



## Dimensions (Unit: mm)



## Specifications

	PPC2-C10-EHL	
LCD Display	10.4" (4:3)	
Resolution	800 (W) x 600 (H)	
Brightness	400 cd/cm <sup>2</sup>	
Contrast Ratio	700:1	
LCD Color	16.2M	
Pixel Pitch (mm)	0.264 x 0.264	
Viewing Angle (H-V)	160°/140°	
Backlight MTBF	30,000 hours	
SBC Model	PPC2MB2-EHL-RC-R10+ PPC2-XIO-03-R10	
CPU (SoC)	Intel® Celeron® Processor J6412 1.5M Cache, up to 2.60 GHz / TDP 10w	
Memory	8GB dual-channel on-board LPDDR4/LPDDR4X	
Touchscreen	Multi-point projected capacitive type (anti-UV / anti-glare coating, support gloves) Surface hardness: ≥7H	
Touch Controller	Projected capacitive type: EETI 80	
Ethernet	2 x 2.5GbE LAN via Intel I225-V	
Expansion	1 x M.2 2242/2280 B key (PCIe Gen3 x1 + USB 3.0) 1 x M.2 2242 M key (PCIe Gen3 x2)	
Mounting	VESA 100 mm x 100 mm Panel, Wall, Rack, Stand and Arm	
Construction Material	Aluminum front cover and sheet metal rear cover	
Enclosure Color	Black	
"I/O Ports, Switches and Buttons"	1 x HDMI output 2 x RJ-45 GbE 2 x USB 3.2 Gen 2x1 (10Gb/s) 2 x USB 2.0 1 x RS-232/422/485 1 x RS-232 1 x 12V-24V power jack 1 x Power terminal block (2-pin)	1 x AT/ATX switch 1 x Power button 1 x Reset button 1 x Clear CMOS button PPC2-XIO-03-R10: 1 x RS-232 DB9 1 x M.2 B key 2242/2280 (PCIe Gen3 x 2 + USB 2.0)
Power Input	12 V ~ 24 V DC	
Power Adapter	60W power adapter	
Power Consumption	TBD	
Thermal Solution	Fanless	
TPM	Intel® Platform Trust Technology	
Watchdog Timer	Software Programmable support 1~255 sec. system reset	
Operating Temperature (with air flow)	-10°C ~ 60°C	
Storage Temperature	-20°C ~ 60°C	
Humidity	10% ~ 95%, non-condensing	
IP Level	IP 65 compliant front panel	
Safety and EMC	CE, FCC Class A	
ErP	ErP 2009/125/EC	
Dimensions (H x W x D) (mm)	285.2 x 232.4 x 49.9	
Net Weight	TBD	

## Packing List

1 x Power Cord	1 x Power Adapter	1 x QIG
1 x Panel Mount Kit	1 x Screw Pack (SATA)	

## Ordering Information

PPC2-C10-EHL-J1/8G-R10	10.4" 400 cd/cm <sup>2</sup> 1024x768 Panel PC with Intel® Celeron® Processor J6412, 8GB LPDDR4 on-board, TDP 10W, HDMI output, black, 12-24V DC input, projected capacitive touchscreen with AG, R10
------------------------	---

## Options

Item	Part No	Description
Arm	ARM-11-RS/ARM-31-RS	VESA 75/100 Desk ARM
Stand	STAND-C12-R10	VESA 75/100 Easy Stand
Wall Mount Kit	AFLWK-12/AFLWK-19B	Monitor Wall mounting kit
OS	WIN10-IOTE2019-V-RS	Win10 IoT Ent LTSC 2019 MultiLang OEI Value