

EAC Mini EACIL20-IoT Gateway with Expansion Modules


Connect Everything, Control Everywhere

EAC mini (EACIL20) is an industrial IoT gateway with low power consuming Intel® Apollo Lake processor and excellent expansion possibilities. Expansion module offers rich options from additional serial interfaces, CANBus, DIDO to Wi-Fi and 4G LTE. Wireless connectivity and all necessary connectors allow the EAC mini (EACIL20) to send data from manufacturing facilities directly to cloud server. Compact size and rich expansions make EAC mini to be suitable for IoT, smart factory and machine automation applications. The EACIL20 is Microsoft Azure Certified for IoT and AWS IoT Greengrass Certified.



Highlights

- Intel® Apollo Lake N3350 1.1 GHz
Intel® Apollo Lake N4200 1.1 GHz (Option)
- Fanless cooling system
- Compact size 100 x 70 x 31 mm
(w/o mounting bracket)
- Expansion module design
- Various mounting options: desk, wall, VESA, DIN-Rail
- Microsoft Azure Certified for IoT
- AWS IoT Greengrass Certified



EAC Mini EACIL20-IoT Gateway with Expansion Modules

Connect Everything, Control Everywhere

System Specifications

CPU	Intel® Apollo Lake N3350 1.1 GHz Intel® Apollo Lake N4200 1.1 GHz (Option)
Graphics Processor	Intel® HD Graphics
BIOS	Insyde UEFI
Watchdog Timer	programmable 256 levels, timer interval 1 to 255 sec.
System Memory	4GB LPDDR3 1866MHz

Storage

eMMC	Onboard 32 GB (default), up to 128GB
mSATA	up to 1TGB (Option)

Inerface

USB	2 x USB3.0
Ethernet LAN	2 x Giga LAN RJ45 Connector
HDMI	1 x HDMI, supports 1920 x 1080@60 Hz (Optional)
Power Input	Terminal Block / 2Pin

Buttons and LED Indicators

LED Indicator	1 x Power
Button	1 x Power Button 1 x Reset Button

Power Management

Power Supply	9~36V DC, 2-Pin Terminal Block
Grounding Protection	Chassis Grounding

Mechanical Specification

Dimensions	100 (W) x 70 (H) x 31(D) mm (One layer) 100 (W) x 70 (H) x 61(D) mm (Double layer)
Weight	0.4 kg (One layer), 0.5 kg (double layer)
Mounting	Desk Mounting (Default), Wall Mounting (Default), VESA Mounting (Optional), DIN-Rail Mounting (Optional),
Cooling System	Fanless
Enclosure	Metal Housing

Standards and Certification

EMC	CE, FCC
IoT	Microsoft Azure Certified for IoT AWS IoT Greengrass Certified

Environment

Operating Temp.	0~55° C
Storage Temp.	-15~70° C
Operating Humidity	10~90% RH
Shock	Operating, IEC 60068-2-27
Vibration	Operating, IEC 60068-2-64
IP Rating	IP30

Operating System (Optional)

OS	Windows® 10 IoT Enterprise Ubuntu 18.04
----	--

Accessories

Standard Accessories

Quick Start Guide	915211101025
Driver CD	917111101000
Terminal Block 2 pin to 2.5Ø Female Adapter Cable	94J602G020K2
Open Wire Cable with terminal block 2 pin connector	94EL02X020E0
WLAN External Antenna (For EACIL20-101-A432)	397SM000000D
WWAN External Antenna (For EACIL20-102-A432)	397SM000000C

Optional Accessories

AC Adapter 12V/36W	922D036W12V6
VESA Mounting Kit	98K000A0009A
DIN Rail Mounting Kit	98K000A00099

Order information

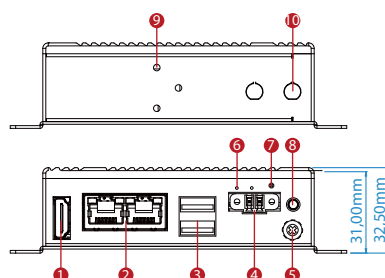
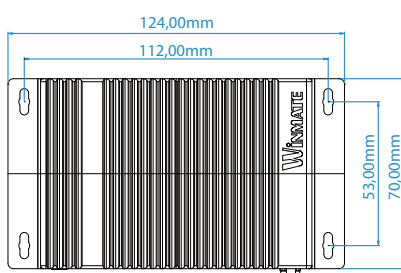
EACIL20-100-A432	Intel N3350, 4G RAM, 32GB eMMC, 2 x USB 3.0, 2 x GbE LAN, 1 x HDMI (Optional)
EACIL20-101-A432	Intel N3350, 4G RAM, 32GB eMMC, 2 x USB 3.0, 2 x GbE LAN, 1 x HDMI (Optional), Wi-Fi+BT
EACIL20-102-A432	Intel N3350, 4G RAM, 32GB eMMC, 2 x USB 3.0, 2 x GbE LAN, 1 x HDMI (Optional), WWAN* *With Micro SD card & Micro SIM card slot
EACIL20-119-A432	Intel N3350, 4G RAM, 32GB eMMC, 2 x USB 3.0, 2 x GbE LAN, 1 x HDMI (Optional), mSATA expansion

Combination Table

1st layer	2nd layer	WWAN(Single SIM) (EACWSLT-222)	3 ports COM (EACWSLT-231)	16 channel DIDO (EACWSLT-232)	2 ports CANBUS (EACWSLT-233)	3-ports USB (EACWSLT-234)	2 ports COM (EACWSLT-235)	2 ports Giga LAN (EACWSLT-236)	WWAN(Dual SIM) (EACWSLT-237)
EACIL20-100-A432		Δ	○	○	○	○	○	○	○
EACIL20-101-A432		○	○	○	○	○	○	x	○
EACIL20-102-A432		x	○	○	○	○	○	x	x
EACIL20-119-A432		○	○	○	○	○	○	○	○

Δ: Support, but suggestion selecting EACIL20-102-A432 sku ○: Support X: Do not support

Drawing



1. HDMI
2. Giga LAN x 2
3. USB 3.0 x 2
4. 9~36V DC
5. Chassis Grounding
6. Power LED Indicator
7. Reset Button
8. Power Button
9. DIN-Rail Mounting hole
10. SMA (Antenna)

